

RS232C/LAN command list
4K UHD LCD Displays MODEL : TH-98/86/75/65/55/50/43EQ2

2023/9/15

Panasonic Connect Co.,Ltd.

TYPE	Function	Control Command		Inquiry Command			Range and kind of parameter Call-back	Explanation
		Transmission Command[:Parameters]	Standby	Transmission Command[:Parameters]	Reply Command[:Parameters]	Standby		
Basic Control	Power ON	PON	Avail	-	-	-	-	Power ON
	Power OFF	POF	-	-	-	-	-	Power OFF
	Power Status	-	-	QPW	QPW:*	Avail	0 / 1	0 : Standby (Off) 1 : Power ON (On)
	Input Change	IMS:***	Not avail	QMI	QMI:***	Avail	HM1/HM2/HM3/UC1/SL1/PC1/NW1/UD1/MV1/WB1	HM1 : HDMI1 HM2 : HDMI2 HM3 : HDMI3 UC1 : USB-C SL1 : SLOT PC1 : PC (*PC[YPBPR]) NW1 : Screen Transfer UD1 : USB/Internal Memory MV1 : MEMORY VIEWER WB1 : WHITEBOARD *PC input mode:PC[YPBPR]
	SLOT Input select for YFB Series	IMS:SL1***	Not avail	QMI:SL1	QMI:SL1***	Not avail	HD1/HD2/PC1/PC2/SVD/VID (YFB100) HD1/HD2/PC1/PC2/VID (YFB200)	*YFB100/YFB200 Available when YFB100 is connected. HD1 : HDMI1 HD2 : HDMI2 PC1 : COMPUTER 1 PC2 : COMPUTER 2 SVD : S-VIDEO (* YFB100 only) VID : VIDEO
	Audio Volume	AVL:***	Not avail	-	-	-	000 - 100	Volume value
	Volume Up	AUU	Not avail	-	-	-	-	Volume Up
	Volume Down	AUD	Not avail	-	-	-	-	Volume Down
	Current Audio Volume	-	-	QAV	QAV:***	Avail	000 - 100	Volume value
	Audio Mute	AMT (:*)	Not avail	QAM	QAM:*	Avail	Control:(Toggle) 0 / 1	Toggle (Audio mute Off) / (Audio mute On)
	Video Mute	VMT (:*)	Not avail	QVM	QVM:*	Avail	Control:(Toggle) 0 / 1	Toggle (Video mute Off) / (Video mute On)
	Aspect Change	DAM (:****)	Not avail	QAS	QAS:****	Not avail	FULL / NORM / NATV / HFIT / VFIT / ZOOM / ZOM2	Toggle FULL / NORMAL / REAL / H FIT / V FIT / ZOOM1 / ZOOM2
	Picture Adjustment	Picture Mode	VPC:MEN***	Not avail	QPC:MEN	QPC:MEN***	Not avail	VIV / NAT / STD / SUV / GRH / DCM
Backlight		VPC:BLT***	Not avail	QPC:BLT	QPC:BLT***	Avail	000 ~ 100 DEF	0 ~ 100 DEF:SET SHIPPING VALUE Available when Power save is Off & Long Life mode is
Picture Contrast		VPC:PIC***	Not avail	QPC:PIC	QPC:PIC***	Avail	000 ~ 100 DEF	0 ~ 100 DEF:SET SHIPPING VALUE
Black Level Brightness		VPC:BLK***	Not avail	QPC:BLK	QPC:BLK***	Avail	000 ~ 100 DEF	0 ~ 100 DEF:SET SHIPPING VALUE
Colour		VPC:COL***	Not avail	QPC:COL	QPC:COL***	Avail	000 ~ 100 DEF	0 ~ 100 DEF:SET SHIPPING VALUE
Tint		VPC:TIN***	Not avail	QPC:TIN	QPC:TIN***	Not avail	000 ~ 100 DEF	0 ~ 100 DEF:SET SHIPPING VALUE
Sharpness		VPC:SHP***	Not avail	QPC:SHP	QPC:SHP***	Avail	000 ~ 100 DEF	0 ~ 100 DEF:SET SHIPPING VALUE
Enhance level		VPC:SHE*	Not avail	QPC:SHE	QPC:SHE*	Not avail	1 / 2	1: low 2: high
Gamma	VWB:GMM**	Not avail	QWB:GMM	QWB:GMM**	Not avail	20 / 22 / 24 / 26	2.0 / 2.2 / 2.4 / 2.6	

TYPE	Function	Control Command		Inquiry Command			Range and kind of parameter Call-back	Explanation
		Transmission Command[:Parameters]	Standby	Transmission Command[:Parameters]	Reply Command[:Parameters]	Standby		
P i c t u r e	Colour Temperature	VPC:TMP***	Not avail	QPC:TMP	QPC:TMP***	Not avail	032 / 040 / 050 / 065 / 075 / 093 / 107 / NTV / U01 / U02	3200K ~ 10700K / NaTiVe / USER1 / USER2
	Red Gain	VWB:RGN****	Not avail	QWB:RGN	QWB:RGN****	Not avail	0000 ~ 0255	0 ~ 255 Available when Color Temperature is USER1 or USER2.
	Green Gain	VWB:GGN****	Not avail	QWB:GGN	QWB:GGN****	Not avail	0000 ~ 0255	0 ~ 255 Available when Color Temperature is USER1 or USER2.
	Blue Gain	VWB:BGN****	Not avail	QWB:BGN	QWB:BGN****	Not avail	0000 ~ 0255	0 ~ 255 Available when Color Temperature is USER1 or USER2.
	Red Bias	VWB:RBS****	Not avail	QWB:RBS	QWB:RBS****	Not avail	-127 ~ 0000 ~ 0128	-127 ~ 128 Available when Color Temperature is USER1 or USER2.
	Green Bias	VWB:GBS****	Not avail	QWB:GBS	QWB:GBS****	Not avail	-127 ~ 0000 ~ 0128	-127 ~ 128 Available when Color Temperature is USER1 or USER2.
	Blue Bias	VWB:BBS****	Not avail	QWB:BBS	QWB:BBS****	Not avail	-127 ~ 0000 ~ 0128	-127 ~ 128 Available when Color Temperature is USER1 or USER2.
	Colour management	VWB:CMF*	Not avail	QWB:CMF	QWB:CMF*	Not avail	0 / 1 / 2	0 : off 1 : 6-segment 2 : 12-segment
	6-segment color management select color	VWB:CML* **** **** ****	Not avail	QWB:CML*	QWB:CML* **** **** ****	Not avail	R / Y / G / C / B / M -127 ~ 0000 ~ 0127 -127 ~ 0000 ~ 0127 -127 ~ 0000 ~ 0127	Red / Yellow / Green / Cyan / Blue / Magenta TINT : -127 ~ 127 SATURATION : -127 ~ 127 VALUE : -127 ~ 127 Available when color management is 6-segment.
	6-segment color management reset	VWB:CMR	Not avail	-	-	Not avail	-	Available when color management is 6-segment.
	12-segment color management select color	VWB:CWL** **** **** ****	Not avail	QWB:CWL**	QWB:CWL** **** **** ****	Not avail	RR/RV/YY/YG/GG/GC/CC/CB/BB/BM/MM/MR -127 ~ 0000 ~ 0127 -127 ~ 0000 ~ 0127 -127 ~ 0000 ~ 0127	Red / Red-Yellow / Yellow / Yellow-Green / Green / Green-Cyan / Cyan / Cyan-Blue / Blue / Blue-Magenta / Magenta / Magenta-Red TINT : -127 ~ 127 SATURATION : -127 ~ 127 VALUE : -127 ~ 127 Available when color management is 12-segment.
	12-segment color management reset	VWB:CWR	Not avail	-	-	-	-	Available when color management is 12-segment.
	Dynamic Contrast	VPC:DCO**	Not avail	QPC:DCO	QPC:DCO**	Not avail	00 ~ 10	0 ~ 10
	Colour Enhancement	VPC:PAJ*	Not avail	QPC:PAJ	QPC:PAJ*	Not avail	0 / 1	OFF / ON
	Blue light reduction	VPC:BLR	Not avail	QPC:BLR	QPC:BLR	Not avail	0 / 1 / 2 / 3	OFF / Low / Mid / High
	Refine enhancer	VPC:SRC*	Not avail	QPC:SRC	QPC:SRC*	Not avail	0 / 1 / 2 / 3	OFF / Low / Mid / High
	Gradation smoother	VPC:GRS*	Not avail	QPC:GRS	QPC:GRS*	Not avail	0 / 1	0 : off / 1 : on
Default	VPC:DEF*	Not avail	-	-	-	1 / 2 / 3	Mode1 / Mode2 / Mode3 Mode1 : Default video input value for current input and current picture mode. Mode2 : Default video input value for current input and all picture mode. Mode3 : Default video input value for all input and all picture mode.	
Memory function	Memory delete	VPF:DEL**	Not avail	-	-	-	01 ~ 06	Memory No. 1 - Memory No. 6
	Memory load	VPF:L0D**	Not avail	-	-	-	01 ~ 06	Memory No. 1 - Memory No. 6
	Memory name change	VPF:NAM** *...*	Not avail	QPF:NAM**	QPF:NAM** *...*	Not avail	01 ~ 06 space ! " # \$ % & ' () * + , - . / 0 1 2 3 4 5 6 7 8 9 : ; < = > ? @ A B C D E F G H I J K L M N O P Q R S T U V W X Y Z [\] ^ _ ` a b c d e f g h i j k l m n o p q r s t u v w x y z { } ~	Memory No. 1 - Memory No. 6 Memory name (Max 20 Parameters)

TYPE	Function	Control Command		Inquiry Command			Range and kind of parameter Call-back	Explanation
		Transmission Command[:Parameters]	Standby	Transmission Command[:Parameters]	Reply Command[:Parameters]	Standby		
P i c t u r e	Memory function	Memory save	Not avail				01 ~ 06 space ! " # \$ % & ' () * + , - . / 0 1 2 3 4 5 6 7 8 9 : ; < = > ? @ A B C D E F G H I J K L M N O P Q R S T U V W X Y Z [\] ^ _ ` a b c d e f g h i j k l m n o p q r s t u v w x y z { } ~	Memory No.1 - Memory No.6 Memory name(Max 20 Parameters)
	Memory state			QPF:STA	QPF:STA*****	Not avail	- / 0 (Memory No.1 - No.06)	Unused / Use
S o u n d	Sound Adjustment	Output Select	Not avail	QAC:OUT	QAC:OUT***	Not avail	SPO / LNO	INTERNAL SPEAKERS / AUDIO OUT
		Balance	Not avail	QAC:BAL	QAC:BAL***	Not avail	-20 ~ 000 ~ +20(020)	-20 ~ 20 Available when Output Select is Not AUDIO OUT.
		Sound Mode	Not avail	QAC:MEN	QAC:MEN***	Not avail	STD(AUT) / DYN / CLR	STANDARD / DYNAMIC / CLEAR Available when Output Select is Not AUDIO OUT.
		Bass	Not avail	QAC:BAS	QAC:BAS***	Not avail	-20 ~ 000 ~ +20(020)	-20 ~ 20 Available when Output Select is Not AUDIO OUT.
		Treble	Not avail	QAC:TRE	QAC:TRE***	Not avail	-20 ~ 000 ~ +20(020)	-20 ~ 20 Available when Output Select is Not AUDIO OUT.
		Surround	Not avail	QAC:SUR	QAC:SUR***	Not avail	MON / OFF	ON / OFF Available when Output Select is Not AUDIO OUT.
		Auto Volume	Not avail	QAC:ATV	QAC:ATV***	Not avail	OFF / LOW / MID / HIG	Off / Low / Middle / High
		Installation	Not avail	QAC:IST	QAC:IST***	Not avail	STD / WMT	Stand / Wall mounted
P o s i t i o n	Position/Size Adjustment	Horizontal Position	Not avail	QGE:HPO	QGE:HPO****	Not avail	-100 ~ 0000 ~ +100(0100)	H-Pos : -100 - 0000 - +100(0100)
		Horizontal Size	Not avail	QGE:HSZ	QGE:HSZ****	Not avail	-100 ~ 0000 ~ +100(0100)	H-Size : -100 - 0000 - +100(0100)
		Vertical Position	Not avail	QGE:VPO	QGE:VPO****	Not avail	-100 ~ 0000 ~ +100(0100)	V-Pos : -100 - 0000 - +100(0100)
		Vertical Size	Not avail	QGE:VSZ	QGE:VSZ****	Not avail	-100 ~ 0000 ~ +100(0100)	V-Size : -100 - 0000 - +100(0100)
		Clock Phase	Not avail	QGE:CLK	QGE:CLK**	Not avail	00 ~ 30	0 ~ 30
		Dot Clock	Not avail	QGE:DCL	QGE:DCL**	Not avail	-5 ~ 00 ~ +5(05)	-5 ~ 5
		Overscan	Not avail	QGE:OVS	QGE:OVS*	Not avail	0 / 1	OFF / ON
		Pos./Size Lump Setting	Not avail	QGE:PSZ	QGE:PSZ**** **** **** ****	Not avail	-100 ~ 0000 ~ +100(0100), -100 ~ 0000 ~ +100(0100), -100 ~ 0000 ~ +100(0100), -100 ~ 0000 ~ +100(0100)	H-Pos : -100 - 0000 - +100(0100) H-Size : -100 - 0000 - +100(0100) V-Pos : -100 - 0000 - +100(0100) V-Size : -100 - 0000 - +100(0100)
		Auto Setup	Not avail	QGE:ASU	QGE:ASU **	Not avail	Control: 1 Inquiry: OK NG OF NW	Control: 1 : Execution start Inquiry: OK : result OK NG : result NG OF : Un-performing or when not effective NW : adjusting
PC auto setting	Not avail	QSP:ASU	QSP:ASU*	Not avail	0 / 1	OFF / ON		
Setu p	Setup	Input lock	Not avail	QSP:INL	QSP:INL***	Not avail	OFF/HM1/HM2/HM3/UC1/SL1/PC1/NW1/UD1/MV1/WB1	OFF / HDMI1 / HDMI2 / HDMI3 / USB-C / SLOT / PC (*PC[YPBPR]) / Screen Transfer / USB/Internal Memory / MEMORY VIEWER / WHITEBOARD *PC input mode:PC[YPBPR]
		Off-timer function	Not avail	QSP:OFT	QSP:OFT*	Not avail	0 / 1	OFF / ON
		No activity power off	Not avail	QSU:NAO	QSU:NAO*	Not avail	0 / 1	OFF / ON
		OSD Language	Not avail	QSU:LNG	QSU:LNG***	Not avail	ENG / DEU / FRA / ITL(ITA) / ESP / USA / JPN / RUS	English (UK) /German / French / Italian / Spanish / English (US) /Japanese /Russian *Chinese is not supported from main software version 2.5000 or later.

TYPE	Function	Control Command		Inquiry Command			Range and kind of parameter Call-back	Explanation
		Transmission Command[:Parameters]	Standby	Transmission Command[:Parameters]	Reply Command[:Parameters]	Standby		
Setup Mode settings	Display Orientation	SSU:DOR*	Not avail	QSU:DOR	QSU:DOR*	Not avail	0 / 1 /	Landscape / Portrait /
	Image rotation	SSU:IMR*	Not avail	QSU:IMR	QSU:IMR*	Not avail	0 / 1	Off / 180 degrees
	POWER button lock	SSU:PBO***	Not avail	QSU:PBO	QSU:PBO***	Not avail	OFF / STB	OFF / Standby
	POWER LED	SSU:PLS*	Not avail	QSU:PLS	QSU:PLS*	Not avail	0 / 1	OFF / ON
	PC input mode	SSU:PCM*	Not avail	QSU:PCM	QSU:PCM*	Not avail	0 / 1	PC / PC[YPBPR]
	Use memory select	SSU:SWM***	Not avail	QSU:SWM	QSU:SWM***	Not avail	USB / INT	USB memory / Built-in memory
	DIGITAL AV OUT setting	SSU:DGO*	Not avail	QSU:DGO	QSU:DGO	Not avail	0 / 1 / 2 / 3	0 : Auto 1 : 4K (2160p) 2 : 1080p 3 : OFF
	DIGITAL AV OUT volume	SSU:DOL***	Not avail	QSU:DOL	QSU:DOL***	Not avail	000~100	Volume value
	USB (DEVICE) connect setting	SSU:UCS***	Not avail	QSU:UCS	QSU:UCS***	Not avail	INT / UC1 / SL1 / AUT	INTERNAL / USB-C / SLOT / AUTO
	USB-C/SLOT select	SSU:ICS***	Not avail	QSU:ICS	QSU:ICS***	Not avail	UC1 / CS1	USB-C / USB-C+SLOT * Reboot after changing the settings. *Transmission commands are available with main software version 2.5000 or higher. Less than 2.5000 will respond with ER401.
LAN setting	SSU:LTS***	Not avail	QSU:LTS	QSU:LTS***	Not avail	LN1 / DS1	LAN / DIGITAL LINK SLOT SLOT (DIGITAL LINK) only	
Setup Restriction settings	Maximum VOL level	OSP:MVL****	Not avail	QSP:MVL	QSP:MVL****	Not avail	0 / 1, 000 ~ 100	function : OFF / ON, volume : 0~100
	Button lock	OSP:BTL***	Not avail	QSP:BTL	QSP:BTL***	Not avail	OFF / MEN / ALL	OFF / MENU&ENTER / ON
	Controller User level	OSP:RCM*	Not avail	QSP:RCM	QSP:RCM*	Not avail	0 / 1 / 2 / 3	OFF / User1 / User2 / User3
Whiteboard settings	Whiteboard	STS:WBS*	Not avail	QTS:WBS	QTS:WBS*	Not avail	0 / 1	OFF / ON
	Control menu	STS:CTM*	Not avail	QTS:CTM	QTS:CTM*	Not avail	1 / 2	Top / Bottom
	Quick input settings	STS:QIP****	Not avail	QTS:QIP*	QTS:QIP****	Not avail	* : 1 / 2 / 3 / 4 **** : HM1/HM2/HM3/UC1/SL1/NW1/PC1/UD1/MV1/WB1	* : Quick input1 - Quick input 4 **** : HDMI1 / HDMI2 / HDMI3 / USB-C / SLOT / Screen Transfer / PC (*PC[YPBPR]) / USB/Internal Memory / MEMORY VIEWER / WHITEBOARD *PC input mode:PC[YPBPR]
	Menu lock	STS:LCK*	Not avail	QTS:LCK	QTS:LCK*	Not avail	0 / 1	OFF / ON
	Shiring position	STS:MPS*	Not avail	QTS:MPS	QTS:MPS*	Not avail	1 / 2 / 3 / 4 / 5 / 6	Left / Centre / Right / Left2 / Centre2 / Right2
Multi display settings	Multi Screen ON/OFF	MDC:*	Not avail	-	-	-	0 / 1	OFF / ON
	Multi Screen Setup Detail	MDC:EXP* ** ** *** *** ***	Not avail	QDC:EXP	QDC:EXP* ** ** *** *** ***	Not avail	0 / 1, 01 ~ 10, 01 ~ 10, 000 ~ 100, 000 ~ 100, 001 ~ 100	OFF / ON, Horizontal scale 1~10, Vertical scale 1~10, Bezel H adjustment 0~100, Bezel V adjustment 0~100, Location (A1~J10)
	Frame control	MDC:FCT*	Not avail	QDC:FCT	QDC:FCT*	Not avail	0 / 1 / 2 / 3 / 4	Auto / 1 / 2 / 3 / 4
	Portrait display	DPR:*	Not avail	QPR	QPR:*	Not avail	0 / 1	OFF / ON

TYPE	Function	Control Command		Inquiry Command			Range and kind of parameter Call-back	Explanation	
		Transmission Command[:Parameters]	Standby	Transmission Command[:Parameters]	Reply Command[:Parameters]	Standby			
Setu p	Portrait settings	Inquiry about Portrait display setup	-	-	QPR:DET	QPR:DET* **	Not avail	0 / 1, 01 / 03 / L3	OFF / ON, Portrait 1 screen / Portrait 3 screens / Landscape 3 screens
		Portrait display setup (Instration method: Portrait 1 screen)	DPR:D01*	Not avail	QPR:D01	QPR:D01*	Not avail	0 / 1	OFF / ON
		Portrait display setup (Instration method: Portrait 3 screens)	DPR:D03* * *** **	Not avail	QPR:D03	QPR:D03* * *** **	Not avail	0 / 1, 1 / 2 / 3, 000 ~ 100, 01 ~ 03	OFF / ON, Display format 1=16:9 V fit / 2=16:9 H fit / 3=Full Bezel adjustment 0~100, Location 01=Left / 02=Centre / 03=Right
		Portrait display setup (Instration method:Landscape 3 screens)	DPR:DL3* * *** **	Not avail	QPR:DL3	QPR:DL3* * *** **	Not avail	0 / 1, 1 / 2 / 3, 000 ~ 100, 01 ~ 03	OFF / ON, Display format 1=16:9 V fit / 2=16:9 H fit / 3=Full Bezel adjustment 0~100, Location 01=Upper / 02=Centre / 03=Lower
	Video conference mode settings	HDMI1	SSU:VCMHM1*	Not avail	QSU:VCMHM1	QSU:VCMHM1*	Not avail	0 / 1	OFF / ON
		HDMI2	SSU:VCMHM2*	Not avail	QSU:VCMHM2	QSU:VCMHM2*	Not avail	0 / 1	OFF / ON
		HDMI3	SSU:VCMHM3*	Not avail	QSU:VCMHM3	QSU:VCMHM3*	Not avail	0 / 1	OFF / ON
		USB-C	SSU:VCMUC1*	Not avail	QSU:VCMUC1	QSU:VCMUC1*	Not avail	0 / 1	OFF / ON
	Setu p	Cinema Reality 3:2 Pull Down	SSG:DCR*	Not avail	QSG:DCR	QSG:DCR*	Not avail	0 / 1	OFF / ON
		XGA Mode	SSG:XGA*	Not avail	QSG:XGA	QSG:XGA*	Not avail	1 / 2 / 3 / 4	1:1024x768 2:1280x768 3:1366x768 4:Auto
		Noise Reduction	SSG:NRS***	Not avail	QSG:NRS	QSG:NRS***	Not avail	OFF / AUT / LOW / MID / HIG	OFF / Auto / Low / Middle / High
		MPEG Noise Reduction	SSG:MNR***	Not avail	QSG:MNR	QSG:MNR***	Not avail	OFF / LOW / MID / HIG	OFF / Low / Middle / High
		Signal Range	SSG:HRC***	Not avail	QSG:HRC	QSG:HRC***	Not avail	VID / FUL / AUT	(HDMI1 / HDMI2 / HDMI3 / USB-C / SLOT(12G SDI) input) Video / FULL / Auto (SLOT(3G SDI) input) Video / FULL (Other input) not avail
		YUV/RGB-IN Select	SSU:DYR***	Not avail	QSU:DYR	QSU:DYR***	Not avail	YUV / RGB	YUV Signal / RGB Signal Available when HDMI1/HDMI2/HDMI3/USB-C/SLOT is selected. Auto is Not available when DIGITAL LINK is selected.
		Input Level	VWB:ILV***	Not avail	QWB:ILV	QWB:ILV***	Not avail	-16 ~ 000 ~ +16(016)	-16 ~ 16 Available when PC is selected.
		Dynamic backlight control	SSG:DBC*	Not avail	QSG:DBC	QSG:DBC*	Not avail	0 / 1	OFF / ON Screen Transfer and USB/Internal Memory, MEMORY VIEWER, WHITEBOARD cannot be set
		EDID select	SSG:EID*	Not avail	QSG:EID	QSG:EID*	Not avail	0 / 1 / 2 / 3	0 : 4K/60p/SDR 1 : 4K/30p 2 : 2K 3 : 4K/60p/HDR For USB-C, 4K/60p/HDR is not applicable.
		Dynamic range	SSG:DNR*	Not avail	QSG:DNR	QSG:DNR*	Not avail	0 / 1 / 2 / 3	0 : Auto 1 : HDR (PQ) 2 : HDR (HLG) 3 : SDR Available when HDMI1/HDMI2/HDMI3/SLOT(12G SDI) is selected.
	Setu p	Colour gamut	SSG:CLG*	Not avail	QSG:CLG	QSG:CLG*	Not avail	0 / 1 / 2	0 : Auto 1 : Native 2 : ITU-2020 emu. Available when HDMI1/HDMI2/HDMI3/SLOT(12G SDI) is selected.

TYPE	Function	Control Command		Inquiry Command			Range and kind of parameter Call-back	Explanation	
		Transmission Command[:Parameters]	Standby	Transmission Command[:Parameters]	Reply Command[:Parameters]	Standby			
Setup	Power on settings	Initial input	OSP:IIN***	Not avail	QSP:IIN	QSP:IIN***	Not avail	OFF / HM1/HM2/HM3/UC1/SL1/PC1/NW1/UD1/MV1/WB1	オフ / HDMI1 / HDMI2 / HDMI3 / USB-C / SLOT / PC (*PC[YBPBR]) / Screen Transfer / USB/Internal Memory / MEMORY VIEWER / WHITE BOARD *PC input mode:PC[YBPBR]
		Initial Startup	OSP:ISU***	Not avail	QSP:ISU	QSP:ISU***	Not avail	LST PON STB	LST : Last memory(return to a front state) PON : ON STB : STANDBY
		Initial VOL level	OSP:IVL****	Not avail	QSP:IVL	QSP:IVL****	Not avail	0 / 1, 000 ~ 100	function : OFF / ON, volume : 0~100
		Power ON Screen Delay	OSP:POD**	Not avail	QSP:POD	QSP:POD**	Not avail	AT / 00 ~ 30	AT : Auto 0~30 : 0~30 seconds
		Information(No activity power off)	OSP:NAP*	Not avail	QSP:NAP	QSP:NAP*	Not avail	0 / 1	OFF / ON
		Information(Power management)	OSP:PMM*	Not avail	QSP:PMM	QSP:PMM*	Not avail	0 / 1	OFF / ON
		Information(Colour design)	OSP:CLD*	Not avail	QSP:CLD	QSP:CLD*	Not avail	0 / 1	OFF / ON
		Quick start	SSU:QST*	Not avail	QSU:QST	QSU:QST	Not avail	0 / 1	OFF / ON
	Input search	Input search	ISH:FNC***	Not avail	QSH:FNC	QSH:FNC***	Not avail	OFF / ALL / PRI / IDC	OFF / ALL inputs / Custom / Input detection
		1st search input	ISH:PRI***	Not avail	QSH:PRI	QSH:PRI***	Not avail	NON/HM1/HM2/HM3/UC1/SL1/PC1/UD1	NONE / HDMI1 / HDMI2 / HDMI3 / USB-C / SLOT / PC (*PC[YBPBR]) / USB/Internal Memory *PC input mode:PC[YBPBR]
		2nd search input	ISH:SCI***	Not avail	QSH:SCI	QSH:SCI***	Not avail	NON/HM1/HM2/HM3/UC1/SL1/PC1/UD1	NONE / HDMI1 / HDMI2 / HDMI3 / USB-C / SLOT / PC (*PC[YBPBR]) / USB/Internal Memory *PC input mode:PC[YBPBR]
		Detect digital input	ISH:DIN*** +	Not avail	QSH:DIN***	QSH:DIN****	Not avail	***:HM1/HM2/HM3/UC1/SL1/PC1/ +:0 / 1	/ HDMI1 / HDMI2 / HDMI3 / USB-C / SLOT / PC / OFF / ON
		Changing delay	ISH:CGD**	Not avail	QSH:CGD	QSH:CGD**	Not avail	00 / 01 / 02 / 03 / 04 / 05 / 06 / 07 / 08 / 09 / 10	00 : OFF 01~10 : changing time(sec)
	Failover / Failback	Input Change Mode Off	SBI:OFF (NON NON *)	Not avail	QBI	QBI:OFF NON NON *	Not avail	0	0: Disable (Auto switch back mode)
		Input Change Mode On	SBI:ON (*** *** *)	Not avail	QBI	QBI:ON " " *** *** *	Not avail	" " NON/HM1/HM2/HM3/UC1/SL1/PC1/UD1 NON/HM1/HM2/HM3/UC1/SL1/PC1/UD1 0 / 1	" " : Space Primary backup input : (None) / HDMI1 / HDMI2 / HDMI3 / USB-C / SLOT / PC / USB/Internal Memory Secondary backup input : (None) / HDMI1 / HDMI2 / HDMI3 / USB-C / SLOT / PC / USB/Internal Memory Auto switch back mode : 0: Disable / 1 : Enable
Backup Input Status		-	-	QBI:STS	QBI:STS * *** *	Not avail	0 / 1 HM1/HM2/HM3/UC1/SL1/PC1/NW1/UD1/MV1/WB1 0 / 1 / 2	0: inactive / 1: active (Status) Main Input : HDMI1 / HDMI2 / HDMI3 / USB-C / SLOT / PC / Screen Transfer / USB/Internal Memory / MEMORY VIEWER / WHITEBOARD 0: Main Input / 1: Primary Backup input / 2: Secondary Backup input (Current Input Status)	
Backup Input Signal Status		-	-	QBI:SIG	QBI:SIG * * *	Not avail	0 / 1 0 / 1 0 / 1	0 : no signal / 1 : not no signal (Main input) 0 : no signal / 1 : not no signal (Primary backup input) 0 : no signal / 1 : not no signal (Secondary backup input) When Input change mode is not Off	

TYPE	Function	Control Command		Inquiry Command			Range and kind of parameter Call-back	Explanation	
		Transmission Command[:Parameters]	Standby	Transmission Command[:Parameters]	Reply Command[:Parameters]	Standby			
Setup	Failover / Failback	Manual Switch Back	BIP:FSB	Not avail	-	-	Not avail	-	Enable when Input change mode is not Off and Auto switch back mode is Disable.
	Screensaver	Screensaver ON/OFF	OSP:SCR*	Not avail	QSP:SCR	QSP:SCR*	Not avail	0 / 5	0 : stop 5 : operating
		Screensaver Mode	SSC:MOD*	Not avail	QSC:MOD	QSC:MOD*	Not avail	0 / 1 / 2 / 3 / 4	0:OFF 1:Interval 2:Time Designation 3:ON 4:Standby after Screensaver
		Interval Screensaver	SSC:INT**** ****	Not avail	QSC:INT	QSC:INT**** ****	Not avail	0000 ~ 2359, 0000 ~ 2359	Periodic time Operating time
		Time Designation Screensaver	SSC:TIM**** ****	Not avail	QSC:TIM	QSC:TIM**** ****	Not avail	0000 ~ 2359, 0000 ~ 2359	Start time Finish time
		Standby after Screensaver	SSC:AOF****	Not avail	QSC:AOF	QSC:AOF****	Not avail	0000 ~ 2359	Time of operation(hour:minute)
		Wobbling	OSP:WOB*	Not avail	QSP:WOB	QSP:WOB*	Not avail	0 / 1	OFF / ON
	Input label	Set Label for Current Input	SSU:ILA***	Not avail	QSU:ILA	QSU:ILA***	Not avail	INP / PCN / BD1 / CTV / STB / PIT / HDC / U01	reset input name(Except PC) / reset input name(for PC) / Blu-ray / CATV / STB / PressIT / HDCOM / USER Valid except for USB input
		Set Label for EACH INPUT	SSU:ILA*****	Not avail	QSU:ILA+++	QSU:ILA+++ ***	Not avail	+++ : HM1/HM2/HM3/UC1/SL1/PC1 *** : INP / PCN / BD1 / CTV / STB / PIT / HDC / U01	Input HDMI1 / HDMI2 / HDMI3 / USB-C / SLOT / PC(*PC[YBPBR]) *PC input mode:PC[YBPBR] Not SLOT : Label reset(input other than PC) / Label reset(PC input) / Blu-ray / CATV / STB / PressIT / HDCOM / USER SLOT : Label reset(INP) / PressIT(PIT) / USER(U01)
		User Name Setting	SSU:USN++++ *...*	Not avail	QSU:USN+++	QSU:USN++++ *...*	Not avail	+++ : HM1/HM2/HM3/UC1/SL1/PC1 -- : 01 ~ 16 *.* : space ! " # \$ % & ' () * + , - . / 0 1 2 3 4 5 6 7 8 9 : ; < = > ? @ A B C D E F G H I J K L M N O P Q R S T U V W X Y Z [¥] ^ _ ` a b c d e f g h i j k l m n o p q r s t u v w x y z { } ~	Input : HDMI1 / HDMI2 / HDMI3 / USB-C / SLOT / PC (*PC[YBPBR]) (*PC[YBPBR]) *PC input mode:PC[YBPBR] User name (1 ~ 16 Parameters) User name(A string of the specified length)
	Input skip settings	SSU:ISP+++ *	Not avail	QSU:ISP+++	QSU:ISP+++ *	Not avail	+++ : HM1/HM2/HM3/UC1/SL1/PC1/NW1/UD1/MV1/WB1 * : 0 / 1	HDMI1 / HDMI2 / HDMI3 / USB-C /SLOT / PC (*PC[YBPBR]) / Screen Transfer / USB/Internal Memory / MEMORY VIEWER / WHITEBOARD OFF / ON *PC input mode:PC[YBPBR]	
	Audio input select	for Current Input	SAI:A+++	Not avail	QAI	QAI:V*** A+++	Not avail	*** : HM1/HM2/HM3/UC1/SL1/PC1/NW1 +++ : HM1/HM2/HM3/UC1/SL1/PC1/NW1/A11/NAD	HDMI1 / HDMI2 / HDMI3 / USB-C / SLOT / PC (*PC[YBPBR]) /Screen Transfer HDMI1 / HDMI2 / HDMI3 / USB-C / SLOT / PC (*PC[YBPBR]) /Screen Transfer / AUDIO-IN / NO AUDIO *PC input mode:PC[YBPBR]
		for EACH INPUT	SAI:V*** A+++	Not avail	QAI:V***	QAI:V*** A+++	Not avail	*** : HM1/HM2/HM3/UC1/SL1/PC1/NW1 +++ : HM1/HM2/HM3/UC1/SL1/PC1/NW1/A11/NAD	HDMI1 / HDMI2 / HDMI3 / USB-C / SLOT / PC (*PC[YBPBR]) / Screen Transfer HDMI1 / HDMI2 / HDMI3 / USB-C / SLOT / PC (*PC[YBPBR]) / Screen Transfer / AUDIO-IN / NO AUDIO *PC input mode:PC[YBPBR]
		Power Management Mode	SSU:ECS*	Not avail	QSU:ECS	QSU:ECS*	Not avail	0 / 1 / 2	CUSTOM / ON / Input detection
		No Signal Power Off	SSU:AOF*	Not avail	QSU:AOF	QSU:AOF*	Not avail	0 / 1	OFF / ON
		HDMI1 Power Management	SSU:D1H*	Not avail	QSU:D1H	QSU:D1H*	Not avail	0 / 1	OFF / ON
		HDMI2 Power Management	SSU:D2H*	Not avail	QSU:D2H	QSU:D2H*	Not avail	0 / 1	OFF / ON

TYPE	Function	Control Command		Inquiry Command			Range and kind of parameter Call-back	Explanation	
		Transmission Command[:Parameters]	Standby	Transmission Command[:Parameters]	Reply Command[:Parameters]	Standby			
Setu p	Power management settings	HDMI3 Power Management	SSU:D3H*	Not avail	QSU:D3H	QSU:D3H*	Not avail	0 / 1	OFF / ON
		PC Power Management	SSU:DPM*	Not avail	QSU:DPM	QSU:DPM*	Not avail	0 / 1	OFF / ON
		SLOT Power Management	SSU:D1S*	Not avail	QSU:D1S	QSU:D1S*	Not avail	0 / 1	OFF / ON
		USB-C Power Management	SSU:D1C*	Not avail	QSU:D1C	QSU:D1C*	Not avail	0 / 1	OFF / ON
		Power Save	SSU:ECO*	Not avail	QSU:ECO	QSU:ECO*	Not avail	0 / 1	OFF / ON
		Extended standby mode	SSU:ESM*	Not avail	QSU:ESM	QSU:ESM*	Not avail	0 / 1 / 2	Mode1 / Mode2 / Mode3
		Changing delay	SSU:CGD**	Not avail	QSU:CGD	QSU:CGD**	Not avail	00 / 01 / 02 / 03 / 04 / 05 / 06 / 07 / 08 / 09 / 10	00 : OFF 01~10 : 切替時間(秒)
	External device link settings	Device Information	SSU:DDP*	Not avail	QSU:DDP	QSU:DDP*	Not avail	0 / 1	OFF / ON
		Wireless presentation link	SSU:WIS*	Not avail	QSU:WIS	QSU:WIS*	Not avail	0 / 1	OFF / ON
		Webex link	SSU:WBX**	Not avail	QSU:WBX	QSU:WBX**	Not avail	0F / ON	OFF / ON
	HDMI-CEC settings	HDMI-CEC control	SHC:FNC*	Not avail	QHC:FNC	QHC:FNC*	Not avail	0 / 1	Disable / Enable
		HDMI1 (change device)	SHC:HM1***	Not avail	-	-	-	NXT / PRE	Change to next device / Change to previous device
		HDMI1 (get device name)	-	-	QHC:HM1	QHC:HM1*...*	Not avail	space ! " # \$ % & ' () * + , - . / 0 1 2 3 4 5 6 7 8 9 : ; < = > ? @ A B C D E F G H I J K L M N O P Q R S T U V W X Y Z [¥] ^ _ ` a b c d e f g h i j k l m n o p q r s t u v w x y z { } -	Device name (Max 23 Parameters)
HDMI2 (change device)		SHC:HM2***	Not avail	-	-	-	NXT / PRE	Change to next device / Change to previous device	
HDMI2 (get device name)		-	-	QHC:HM2	QHC:HM2*...*	Not avail	space ! " # \$ % & ' () * + , - . / 0 1 2 3 4 5 6 7 8 9 : ; < = > ? @ A B C D E F G H I J K L M N O P Q R S T U V W X Y Z [¥] ^ _ ` a b c d e f g h i j k l m n o p q r s t u v w x y z { } -	Device name (Max 23 Parameters)	
HDMI3 (change device)		SHC:HM3***	Not avail	-	-	-	NXT / PRE	Change to next device / Change to previous device	
HDMI3 (get device name)		-	-	QHC:HM3	QHC:HM3*...*	Not avail	space ! " # \$ % & ' () * + , - . / 0 1 2 3 4 5 6 7 8 9 : ; < = > ? @ A B C D E F G H I J K L M N O P Q R S T U V W X Y Z [¥] ^ _ ` a b c d e f g h i j k l m n o p q r s t u v w x y z { } -	Device name (Max 23 Parameters)	
SLOT (change device)	SHC:SL1***	Not avail	-	-	-	NXT / PRE	Change to next device / Change to previous device		
Setu p	HDMI-CEC settings	SLOT (get device name)	-	-	QHC:SL1	QHC:SL1*...*	Not avail	space ! " # \$ % & ' () * + , - . / 0 1 2 3 4 5 6 7 8 9 : ; < = > ? @ A B C D E F G H I J K L M N O P Q R S T U V W X Y Z [¥] ^ _ ` a b c d e f g h i j k l m n o p q r s t u v w x y z { } -	Device name (Max 23 Parameters)

TYPE	Function	Control Command		Inquiry Command			Range and kind of parameter Call-back	Explanation	
		Transmission Command[:Parameters]	Standby	Transmission Command[:Parameters]	Reply Command[:Parameters]	Standby			
Setu p	HDMI-CEC settings	MENU code	SHC:MNC*	Not avail	QHC:MNC	QHC:MNC*	Not avail	1 / 2 / 3 / 4 / 5 / 6	1 / 2 / 3 / 4 / 5 / 6
		Display → Device	SHC:PTS***	Not avail	QHC:PTS	QHC:PTS***	Not avail	OFF / POF / PWR	"Disable" / "Power off" / "Power on / off"
		Device → Display	SHC:STP***	Not avail	QHC:STP	QHC:STP***	Not avail	OFF / PON / PWR	"Disable" / "Power on" / "Power on / off"
		ARC	SHC:ARC***	Not avail	QHC:ARC	QHC:ARC***	Not avail	OFF / AON / AUT	OFF / ON / Auto
	Image settings Startup image settings	Display setting	SCI:SIM*	Not avail	QCI:SIM	QCI:SIM*	Not avail	0 / 1	OFF / ON
		Image select	SCI:SCG*	Not avail	QCI:SCG	QCI:SCG*	Not avail	0 / 1	0 : Default image 1 : User image
	Image settings No signal image settings	Display setting	SCI:NIM*	Not avail	QCI:NIM	QCI:NIM*	Not avail	0 / 1	OFF / ON
		Image select	SCI:NCG*	Not avail	QCI:NCG	QCI:NCG*	Not avail	0 / 1	0 : Default image 1 : User image
	Set up timer	Timer Setup Detail	TIM:PRG** * *** *** **** ***	Not avail	QIM:PRG**	QIM:PRG** * *** *** **** ***	Not avail	01 ~ 20, 0 / 1, SUN / MON / TUE / WED / THU / FRI / SAT / EVD / WDA / WEN / CUS, PON / POF, 0000 ~ 2359, HM1/HM2/HM3/UC1/SL1/PC1/NW1/UD1/MV1/WB1	Program number : 1~20, Function : OFF / ON, (*Inquiry Command reply, A lower parameter is not given when the upper setup is "OFF.") a day of the week : Sunday / Monday / Tuesday / Wednesday / Thursday / Friday / Saturday / Everyday / Weekday / Weekend / Custom (*Custom can't be set with Control Command. However, after setting, the day on the menu is "Custom".) (*The day of the inquiry response is "Custom" only if it doesn't apply to any of Monday through Weekend.) Action type : PON / POF, Time : hour, minute, Start-up input : HDMI1 / HDMI2 / HDMI3 / USB-C / SLOT / PC (*PC[YPBPR]) / Screen Transfer / USB/Internal Memory / MEMORY VIEWER / WHITEBOARD *PC input mode:PC[YPBPR]
		Multiple day specification	TIM:PRC** * * * * * * * * * * *** **** ***	Not avail	QIM:PRC**	QIM:PRC** * * * * * * * * * * *** **** ***	Not avail	01 ~ 20, 0 / 1, 0 / 1, 0 / 1, 0 / 1, 0 / 1, 0 / 1, 0 / 1, 0 / 1, 0 / 1, 0 / 1, PON / POF, 0000 ~ 2359, HM1/HM2/HM3/UC1/SL1/PC1/NW1/UD1/MV1/WB1	Program number : 1~20, Function : OFF / ON, (*A lower parameter is not given when the upper setup is "OFF.") Monday : OFF / ON, Tuesday : OFF / ON, Wednesday : OFF / ON, Thursday : OFF / ON, Friday : OFF / ON, Saturday : OFF / ON, Sunday : OFF / ON, Action type : PON / POF, Time : hour, minute, Start-up input : HDMI1 / HDMI2 / HDMI3 / USB-C / SLOT / PC (*PC[YPBPR]) / Screen Transfer / USB/Internal Memory / MEMORY VIEWER / WHITEBOARD *PC input mode:PC[YPBPR]

TYPE	Function	Control Command		Inquiry Command			Range and kind of parameter Call-back	Explanation
		Transmission Command[:Parameters]	Standby	Transmission Command[:Parameters]	Reply Command[:Parameters]	Standby		
Date and time	Present Day	-	-	QIM:DAY	QIM:DAY***	Not avail	SUN / MON / TUE / WED / THU / FRI / SAT	(a day of the week): Sunday / Monday / Tuesday / Wednesday / Thursday / Friday / Saturday
	Present Time	-	-	QIM:NOW	QIM:NOW****	Not avail	0000 ~ 2359	Present time (hour:minute)
	DAY TIME	TIM:DAT**** ** ** ** **	Not avail	QIM:DAT	QIM:DAT**** ** ** ** **	Not avail	YYYY : 2022 ~ 2035 MM : 01 ~ 12 DD : 01 ~ 31 hh : 00 ~ 23 mm : 00 ~ 59	(Year) (Month) (Day) (Hour) (Minute) format is "YYYYMMDDhhmm "
	Clock Display	OSP:CLK*	Not avail	QSP:CLK	QSP:CLK*	Not avail	0 / 1	OFF / ON
	Clock adjust setting	TIM:CAS***	Not avail	QIM:CAS	QIM:CAS***	Not avail	OFF / ON1	OFF / ON This command works if the date and time are set. *This command is available from main software version 2.5000 onwards. Less than 2.5000 will respond with ER401.
	Adjust value	TIM:CAV***	Not avail	QIM:CAV	QIM:CAV***	Not avail	-10 ~ 000 ~ +10(010)	-10~+10 This command works if the clock adjust setting is ON. This command is available from main software version 2.5000 onwards. Less than 2.5000 will respond with ER401.
	Synchronize display	TIM:SDM*	Not avail	QIM:SDM	QIM:SDM*	Not avail	0 / 1	Off / On
Parent or child setting	TIM:PCS*	Not avail	QIM:PCS	QIM:PCS*	Not avail	0 / 1	Child / Parent	
Setu p	Network Control	SSU:NCT*	Not avail	QSU:NCT	QSU:NCT*	Not avail	0 / 1	OFF / ON Setting to Off while connected with LAN might disconnect the connection.
	PJLink Setup - PJLink Control	SSU:PCT*	Not avail	QSU:PCT	QSU:PCT*	Not avail	0 / 1	OFF / ON
	PJLink Setup - PJLink Notification	SSU:PNT*	Not avail	QSU:PNT	QSU:PNT*	Not avail	0 / 1	OFF / ON
	PJLink Setup - PJLink Notified IP Address	SSU:PIA* *** *** *** ***	Not avail	QSU:PIA*	QSU:PIA* *** *** *** ***	Not avail	1 / 2 000~255 000~255 000~255 000~255	Notified IP Address1 / Notified IP Address2 IP address 1st BYTE 000~255 IP address 2nd BYTE 000~255 IP address 3rd BYTE 000~255 IP address 4th BYTE 000~255
	PJLink Setup - PJLink Notified IP Address(IPv6)	SSU:6IA* *...*	Not avail	QSU:6IA*	QSU:6IA* *...*	Not avail	1 / 2 0000:0000:0000:0000:0000:0000:0000 ~ ffff:ffff:ffff:ffff:ffff:ffff:ffff:ffff	Notified IP Address1(IPv6) / Notified IP Address2(IPv6) IP address HEX code 128bit 0000:0000:0000:0000:0000:0000:0000:0000 ~ ffff:ffff:ffff:ffff:ffff:ffff:ffff:ffff *Input allows abbreviation for IPV6
	Auto Display Name	SSU:ADN*	Not avail	QSU:ADN	QSU:ADN*	Not avail	0 / 1	OFF / ON
	Display name	SSU:LDN *...*	Not avail	QSU:LDN	QSU:LDN *...*	Not avail	space ! " # \$ % & ' () * + , - . / 0 1 2 3 4 5 6 7 8 9 : ; < = > ? @ A B C D E F G H I J K L M N O P Q R S T U V W X Y Z [\] ^ _ ` a b c d e f g h i j k l m n o p q r s t u v w x y z { } -	DISPLAY NAME(Max 8 Parameters)

TYPE	Function	Control Command		Inquiry Command			Range and kind of parameter Call-back	Explanation	
		Transmission Command[:Parameters]	Standby	Transmission Command[:Parameters]	Reply Command[:Parameters]	Standby			
Setu p	DIGITAL LINK STATUS	-	-	QSU:DLS	QSU:DLS* * -** -**	-	0 / 1 / 2 / 3 0 / 1 / 2 -00 ~ -99 -00 ~ -99	No connect / Digital Link / LPM / Ethernet No HDMI / HDMI (No HDCP) / HDMI (HDCP) Minimum Signal Quality Maximum Signal Quality (Example) QSU:DLS%1%2-%3%4-%5%6 %1: Link Status %2:HDMI Signal Status (correspond to HDMI Status) %3%4:Signal Quality MIN (00-99) %5%6:Signal Quality MAX (00-99)	
	AMX D. D.	SSU:ADD*	Not avail	QSU:ADD	QSU:ADD*	Not avail	0 / 1	OFF / ON	
	Crestron Connected™	SSU:CRV*	Not avail	QSU:CRV	QSU:CRV*	Not avail	0 / 1	OFF / ON	
	Extron XTP	SSU:EXP*	Not avail	QSU:EXP	QSU:EXP*	Not avail	0 / 1	OFF / ON	
	USB memory network settings	SSU:UNS*	Not avail	QSU:UNS	QSU:UNS*	Not avail	0 / 1	Prohibit / Permit	
	LAN Control Protocol	OSP:LPN***	Not avail	QSP:LPN	QSP:LPN***	Not avail	LP1 / LP2	Procotol1 / Protocol2	
	Reset	SSU:LRT	Not avail	-	-	-	-		
	USB media player settings	USB media player	SUS:UMP*	Not avail	QUS:UMP	QUS:UMP*	Not avail	0 / 1	Disable / Enable
		Schedule play function	SUS:SPF*	Not avail	QUS:SPF	QUS:SPF*	Not avail	0 / 1	Disable / Enable
		Video Playback Mode	SUS:VPB*	Not avail	QUS:VPB	QUS:VPB*	Not avail	0 / 1	Standard / Adjust
		Still picture rotation	SUS:STR*	Not avail	QUS:STR	QUS:STR*	Not avail	0 / 1 / 2	Landscape / Portrait / Exif information
		Resume play	SUS:RSP*	Not avail	QUS:RSP	QUS:RSP*	Not avail	0 / 1	OFF / ON
Slide show duration		SUS:SSD***	Not avail	QUS:SSD	QUS:SSD***	Not avail	010 ~ 600	10 - 600 seconds (5 second unit)	
Play mode		SUS:SPM*	Not avail	QUS:SPM	QUS:SPM*	Not avail	0 / 1	Individual play / Synchronize play	
get Schedule play mode		-	-	QUS:CMS	QUS:CMS*	Avail	0 / 1	Normal mode / Schedule play mode (standby : Normal standby / Schedule wait standby)	
Memory viewer settings	Memory viewer function	SMS:MVF*	Not avail	QMS:MVF	QMS:MVF*	Not avail	0 / 1	OFF / ON	
	View	SMS:VIE***	Not avail	QMS:VIE	QMS:VIE***	Not avail	THU / LIS	Thumbnail / List	
	Content select	SMS:CON***	Not avail	QMS:CON	QMS:CON***	Not avail	STL / VID / AUD / ALL / SAV / SAA / VAA	Picture / Video / Audio / All / Picture/Video / Picture/Audio / Video/Audio	
	Sort type	SMS:TYP***	Not avail	QMS:TYP	QMS:TYP***	Not avail	DAT / NAM	Date / Name	
	Sort order	SMS:ODR***	Not avail	QMS:ODR	QMS:ODR***	Not avail	ASD / DSD	Ascending / Descending	

TYPE	Function	Control Command		Inquiry Command			Range and kind of parameter Call-back	Explanation	
		Transmission Command[:Parameters]	Standby	Transmission Command[:Parameters]	Reply Command[:Parameters]	Standby			
Setu p	Memory viewer settings	Play method	SMS:RPT***	Not avail	QMS:RPT	QMS:RPT***	Not avail	NON / ONE / ALL / RAN / SEL / PRG	None / Repeat one file / Repeat all files / Random / Select / Program
		Picture duration	SMS:SSD***	Not avail	QMS:SSD	QMS:SSD***	Not avail	010 ~ 600	10 - 600 seconds (5 second unit)
		Auto display content info	SMS:INF*	Not avail	QMS:INF	QMS:INF*	Not avail	0 / 1	OFF / ON
		Auto display operation guide	SMS:GUI*	Not avail	QMS:GUI	QMS:GUI*	Not avail	0 / 1	OFF / ON
	Screen Transfer settings	Screen Transfer function	SSU:STF*	Not avail	QSU:STF	QSU:STF*	Not avail	0 / 1	Disable / Enable
		Cut in	SSU:STC*	Not avail	QSU:STC	QSU:STC*	Not avail	0 / 1	OFF / ON
		PIN code	SSU:STP*	Not avail	QSU:STP	QSU:STP*	Not avail	0 / 1	OFF / ON
	Wireless presentation settings	Background color settings	SSU:WBC*	Not avail	QSU:WBC	QSU:WBC*	Not avail	0 / 1	Black / Blue
		Date/Time setting	SSU:WDT***	Not avail	QSU:WDT	QSU:WDT***	Not avail	000:OFF 001:Y-M-D 002:Y/M/D 003:Y. M. D 004:D-M-Y 005:D/M/Y 006:D. M. Y 007:M-D-Y 008:M/D/Y 009:M. D. Y 010:M D, Y	OFF Y-M-D (Example) 2021-08-24 Y/M/D (Example) 2021/08/24 Y. M. D (Example) 2021. 08. 24 D-M-Y (Example) 24-08-2021 D/M/Y (Example) 24/08/2021 D. M. Y (Example) 24. 08. 2021 M-D-Y (Example) 08-24-2021 M/D/Y (Example) 08/24/2021 M. D. Y (Example) 08. 24. 2021 M D, Y (Example) 08 24, 2021
		Language link	SSU:WLG*	Not avail	QSU:WLG	QSU:WLG*	Not avail	0 / 1	Disable / Enable

TYPE	Function	Control Command		Inquiry Command			Range and kind of parameter Call-back	Explanation	
		Transmission Command[:Parameters]	Standby	Transmission Command[:Parameters]	Reply Command[:Parameters]	Standby			
Setu p	Function Button Settings	OSP:KFN* ***	Not avail	QSP:KFN*	QSP:KFN* ***	Not avail	1 - 6 (SHORT CUT) SIG / SSV / SUT / LNS / ECO / OSH / PRT / PDS / DZM / MSW / MLT / DID / HCO / PLE / POF / PON / UCS (INPUT) HM1/HM2/HM3/UC1/SL1/NW1/PC1/UD1/MV1/WB1 (MEMORY) *Main software version less than 2.5000. MEM *Main software version 2.5000 or later. ME1/ME2/ME3/ME4/ME5/ME6	setup to FUNCTION KEY 1 - 6 (ACTION & MENU) SIG : Signal menu SSV : Screensaver menu SUT : Timer setup menu LNS : Network settings menu ECO : Power management settings menu OSH : AV Mute MLT : Multi display settings menu PRT : Portrait settings menu PDS : Portrait display switching DZM : Digital zoom MSW : Multi display switching DID : Display ID & Display Name HCO : HDMI-CEC operation PLE : Playlist edit PON : Power on POF : Power off UCS : USB (DEVICE) connection switching (INPUT) HM1 : HDMI1 HM2 : HDMI2 HM3 : HDMI3 UC1 : USB-C SL1 : SLOT NW1 : Screen Transfer PC1 : PC (*PC[YBPBR]) UD1 : USB/Internal Memory MV1 : MEMORY VIEWER WB1 : WHITEBOARD (MEMORY) *The following parameters are used for main software versions less than 2.5000. MEM : MEMORY 1-6 *The following parameters are used for main software version 2.5000 or later. ME1 : MEMORY 1 ME2 : MEMORY 2 ME3 : MEMORY 3 ME4 : MEMORY 4 ME5 : MEMORY 5 ME6 : MEMORY 6 *PC input mode : PC[YBPBR]	
	Function guide Settings	OSP:KFG*	Not avail	QSP:KFG	QSP:KFG*	Not avail	0 / 1	OFF / ON	
	Colour design settings	Colour design	SSU:CDS***	Not avail	QSU:CDS	QSU:CDS***	Not avail	ORG / UNV	Original / Universal
	OSD settings	Menu Position	SSU:OPS*	Not avail	QSU:OPS	QSU:OPS*	Not avail	1 / 2 / 3	1:Left(Landscape) / Upper(Portrait) 2:Center 3:Right(Landscape) / Lower(Portrait)
		Menu Display Duration	SSU:MDT***	Not avail	QSU:MDT	QSU:MDT***	Not avail	005 ~ 180	Timeout time of a menu display 5 - 180 seconds (5 second unit)
		On screen display	OSP:OSD*	Not avail	QSP:OSD	QSP:OSD*	Not avail	0 / 1	OFF / ON
		OSD Transparency	SSU:MTL***	Not avail	QSU:MTL	QSU:MTL***	Not avail	000 ~ 100	Transmissivity of a menu 0 ~ 100% (10% unit)
		OSD Memory	SSU:OMY*	Not avail	QSU:OMY	QSU:OMY*	Not avail	0 / 1	OFF / ON
	Control settings	Display ID	-	-	QID:DID	QID:DID***	Not avail	000 ~ 100	Display ID
		Serial ID function	SID:SID*	Not avail	QID:SID	QID:SID*	Not avail	0 / 1	OFF / ON
		Serial Response(Normal)	SCT:RIN*	Not avail	QCT:RIN	QCT:RIN*	Not avail	0 / 1	OFF / ON
		Serial Response(ID all)	SCT:RIA*	Not avail	QCT:RIA	QCT:RIA*	Not avail	0 / 1	OFF / ON

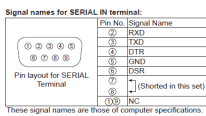
TYPE	Function	Control Command		Inquiry Command			Range and kind of parameter Call-back	Explanation	
		Transmission Command[:Parameters]	Standby	Transmission Command[:Parameters]	Reply Command[:Parameters]	Standby			
Setu p	Control settings	Serial ID Setup (Serial ID Function and Display ID)	SIF:* ***	Not avail	QIF	QIF:* ***	Not avail	0 / 1 000~100	OFF / ON Display ID
		Serial Control	SCT:SEC***	Not avail	QCT:SEC	QCT:SEC***	Not avail	SE1 / SL1	Serial in / SLOT
		Serial Daisy Chain Position	SCT:DCP***	Not avail	QCT:DCP	QCT:DCP***	Not avail	TOP / DEF / END	TOP / --- / END
		Serial ID Group	SCT:SIG*	Not avail	QCT:SIG	QCT:SIG*	Not avail	A / B / C / D / E / F / G	A / B / C / D / E / F / G
		Serial Response (ID Group)	SCT:RIG*	Not avail	QCT:RIG	QCT:RIG*	Not avail	0 / 1	OFF / ON
	Sensor settings	Ambient light sensor	SSU:ALS*	Not avail	QSU:ALS	QSU:ALS*	Not avail	0 / 1 / 3	0 : Off 1 : Power save Low 3 : Power save High
		Proximity sensor	SSU:PRS*	Not avail	QSU:PRS	QSU:PRS*	Not avail	0 / 1 / 2	0 : Off 1 : Content operation 2 : Power operation
		Color sensor	SSU:CLS*	Not avail	QSU:CLS	QSU:CLS*	Not avail	0 / 1 / 2 / 3 / 4 / 5	0 : Off 1 : Colour temperature setting 2 : White adjustment 3 : Colour enhancement 4 : Colour temp/enhance 5 : White adj./Colour enh.
		Mode	SSU:CSM***	Not avail	QSU:CSM	QSU:CSM***	Not avail	LIT / DLT	LIT : Illumination DLT : Daylight
	Information Timing	No Signal Warning	SIT:NSW*	Not avail	QIT:NSW	QIT:NSW*	Not avail	0 / 1	0: Off /1:On 0n:display sends out the no signal warning. (QST:NSW*)
		No Signal Warning Timing	SIT:SWT**	Not avail	QIT:SWT	QIT:SWT**	Not avail	01 ~ 60	01 ~ 60 (minutes)
		Query status :No Signal Warning Timing	-	Not avail	QST:NSW	QST:NSW*	Not avail	0 / 1	1: No Signal Warning: 0: No waring for this function. *Reply "0" when No Signal Warning is set "OFF".
		Message of No Signal Warning (Auto) While RS-232C controls: message sent on the display automatically.	-	Not avail	-	QST:NSW*	Not avail	0 / 1	1: No Signal Warning: 0: No waring for this function.
		No Signal Error	SIT:NSE*	Not avail	QIT:NSE	QIT:NSE*	Not avail	0 / 1	0: Off /1:On 0n:display sends out the no signal error.. (QST:NSE*)
		No Signal Error Timing	SIT:SET**	Not avail	QIT:SET	QIT:SET**	Not avail	01 ~ 90	01 ~ 90 (minutes)
		Query status :No Signal Error Timing	-	Not avail	QST:NSE	QST:NSE*	Not avail	0 / 1	1: No Signal Error 0: No error for this function. *Reply "0" when No Signal Error is set "OFF".
		Message of No Signal Error Timing (Auto) While RS-232C controls: message sent on the display automatically.	-	Not avail	-	QST:NSE*	Not avail	0 / 1	1: No Signal Error 0: No error for this function.
		Temperature Warning	SIT:TPW*	Not avail	QIT:TPW	QIT:TPW*	Not avail	0 / 1	0: Off /1:On 0n:display sends out the warning temperature.. (QST:TO*)
		Query status :Temperature warning	-	Not avail	QST:TO	QST:TO*	Not avail	0 / 1	1: "HIGH TEMPERATURE-MODE". *Please check the condition. 0: "NORMAL-MODE".
	Message of Temperature warning (Auto) While RS-232C controls: message sent on the display automatically.	-	Not avail	-	QST:TO*	Not avail	0 / 1	1: "HIGH TEMPERATURE-MODE". *Please check the condition. 0: "NORMAL-MODE".	
SLOT Settings	SLOT information (Versioin)	-	-	QSU:SIV	QSU:SIV *****	Not avail	(example) ***** : 31323334	***** : Version	
	SLOT power link	SSU:SPL*	Not avail	QSU:SPL	QSU:SPL*	Not avail	0 / 1	0 : OFF 1 : ON	
	SLOT standby	SSU:SSB*	Not avail	QSU:SSB	QSU:SSB*	Not avail	0 / 1	0 : OFF 1 : ON	

TYPE	Function	Control Command		Inquiry Command			Range and kind of parameter Call-back	Explanation	
		Transmission Command[:Parameters]	Standby	Transmission Command[:Parameters]	Reply Command[:Parameters]	Standby			
Setu p	SLOT Settings	SLOT forced termination	SSU:SOF	Not avail	-	-	-	SLOT forced off	
		SLOT power on	SSU:SON	Not avail	-	-	-	SLOT power on	
O t h e r s	Others	Recall	DDS	Not avail	-	-	-	Recall	
		Display ID / Display name	DDS:DID	Not avail	-	-	-	Display ID / Display name	
		Audio Mute	AOC:*	Not avail	-	-	0 / 1	MUTE OFF / MUTE ON	
		OSD Clear	VDO	Not avail	-	-	-	OSD Clear	
		digital zoom	DZM:*	Not avail	QDZ	QDZ:*	Not avail	0 / 1, 1 / 2 / 3 / 4, 1 / 2 / 3 / 4 / 5, 1 / 2 / 3 / 4 / 5	OFF / ON, Enlargement factor, display position(Horizontal), display position(Vertical)
		Off Timer	ZOT:**	Not avail	-	-	-	00 ~ 90	0~90(minutes)
		USB media player Skip to the next playback file	UMP:NXT	Not avail	-	-	Not avail	-	Play next content Available using USB media player
		USB media player Skip to the previous playback file	UMP:PRE	Not avail	-	-	Not avail	-	Play previous content Available using USB media player
		USB media player Playback again from top of the file	UMP:RPY	Not avail	-	-	Not avail	-	Play top of the content Available using USB media player
		Inquiry about Signal Status of input signal	-	-	QST:SGS	QST:SGS*	Not avail	0 / 1 / 2	Signal Status information 0 : Valid signal 1 : No signal 2 : Unsupported signal
		Inquiry about Signal Frequency of input signal	-	-	QFR	QFR:H***. ** V***. **	Avail	000.00 ~ 999.99, 000.00 ~ 999.99	Horizontal frequency Vertical frequency Displayed until the decimal point second place.
		Inquiry about Signal Format of input signal	-	-	QSF	QSF:*****	Avail	(MAX 20 Characters)	Signal format information
		Inquiry about Signal Information(WPS)	-	-	QST:WTX	QST:WTX H***. ** V**. ** D***. ** S***** H***. ** V**. ** D***. ** S***** H***. ** V**. ** D***. ** S***** H***. ** V**. ** D***. ** S*****	Not avail	(example) With video signal H***. ** : H123.45 V**. ** : V12.34 D***. ** : D123.45 S***** : S1080/60p----- Without video signal H***. ** : H000.00 V**. ** : V00.00 D***. ** : D000.00 S***** : S-----	H : Horizontal frequency V : Vertical frequency D : Dot clock S : Signal format information
		Inquiry about detail of DIGITAL LINK status	-	-	QST:DLD	QST:DLD * *** * -** -** -** -** -** -** -**	Not avail	0 / 1 / 2 / 3 000-225, <20 0 / 1 / 2 -00~-99 -00~-99 -00~-99 -00~-99 -00~-99 -00~-99	No connect / Digital Link / LPM / Ethernet (Est. Cable Length) (m) (*) No HDMI / HDMI (No HDCP) / HDMI (HDCP) ChannelA Signal Quality ChannelB Signal Quality ChannelC Signal Quality ChannelD Signal Quality Minimum Signal Quality Maximum Signal Quality (*)Est. Cable Length VS100RxFirmware : 000>20 (20mLAN)
		Inquiry about HDCP status	-	-	QST:DCP	QST:DCP***	Not avail	PRT / NON / ---	Protected / None / No signal
Inquiry about Monitor Used Time	-	-	QST:PT	QST:PT*****	Avail	00000 ~ 99999	Monitor Used Time (hour)		

TYPE	Function	Control Command		Inquiry Command			Range and kind of parameter Call-back	Explanation
		Transmission Command[:Parameters]	Standby	Transmission Command[:Parameters]	Reply Command[:Parameters]	Standby		
Others	Setting Hostname	SSU:HSN*.*	Not avail	QSU:HSN	QSU:HSN*.*	Not avail	0 1 2 3 4 5 6 7 8 9 A B C D E F G H I J K L M N O P Q R S T U V W X Y Z a b c d e f g h i j k l m n o p q r s t u v w x y z -	HOSTNAME(Max 20 Parameters)
	Auto Command Send Setting	RCM:* *	Not avail	-	-	-	0 / 1 0 / 1 (1~2 / Number of parameters is 1 to 2.)	OFF / ON --- QSS (QSS command) OFF / ON --- QSS:STSERR (QSS:STSERR)
	Inquiry about Model Name	-	-	QMN	QMN: ** * **	Avail	EQ2: 43 / 50 / 55 / 65 / 75 / 86 U 22 SQ2H: 43 / 50 / 55 / 65 / 75 / 86 / 98 U 22	Inch size UHD model Product of 2022 *The 65/75/86/98 inch sizes of the SQ2H model can be used with main software version 2.5000 or later.
	Inquiry about Model	-	-	QID	QID: **. ***. *	Avail	EQ2: 43 / 50 / 55 / 65 / 75 / 86 EQ2 J / W SQ2H: 43 / 50 / 55 / 65 / 75 / 86 / 98 SQ2H J / W	Inch size model market *SQ2H model 65/75/86/98 inch sizes and market W can be used with main software version 2.5000 or later.
	Software Version Main MCU	-	-	QRV	QRV: *.**** ****	Avail	*Example 1.0000 EQ2 / SQ2H	Version model
	Software Version Sub MCU	-	-	QRV:STB	QRV:STB**.*	Avail	*Example 01.00	Version
	Software Version EEPROM	-	-	QRV:EEP	QRV:EEP**.*	Avail	*Example 01.00	Version
	Software Version HDBaseT RX	-	-	QRV:HBT	QRV:HBT **.*.****.*	Avail	*Example 30.90.000C.02	Version *Main software version 2.5000 or later will also respond with version information of C or later. If it is less than 2.5000, the version information up to C will be returned.
	Software Version FPGA	-	-	QRV:FP1	QRV:FP1_ **.*	Not Avail	*Example 01.00	Version
	Software Version SDI FPGA	-	-	QRV:FP2	QRV:FP2_ **.*	Not Avail	*Example 01.00	Version
	Software Version WPS SDM Slot	-	-	QRV:WSD	QRV:WSD **.*****.****	Not avail	*Example 1.9598.479	Version
	Software Version USB-C	-	-	QRV:UC1	QRV:UC1 **.*.*	Not avail	*Example 10.1.1	Version
	Serial number	-	-	QSN	QSN:*****	Avail	(ASCII 9~15 / 9 to 15 figures of the ASCII characters)	(Alphanumeric character)(capital letter of the alphabet)(Blank)'-' (0x30-0x39, 0x41-0x5a, 0x20, 0x2d)
	MAC Address	-	-	QMA	QMA:*****	Not Avail	0~9, A~F 12 figures	MAC Address
LAN data Cloning - Write protect	LCL:WRP*	Not Avail	QCL:WRP	QCL:WRP*	Not Avail	0 / 1	OFF / ON	

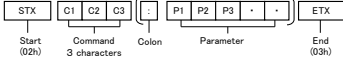
■SERIAL terminal connection

Communication parameters table with fields: Signal level, Synchronization method, Baudrate, Parity, Character length, Stop bit, Flow control.



type of cable : straight cable

Basic format for control data: The transmission of control data starts with a STX signal, followed by the command, the parameters, and lastly an ETX signal in that order.



Example of command transmission: Power on command. Shows character and binary representations for STX P O N ETX.

Example of command transmission: Picture=85 command. Shows character and binary representations for STX V P C . P I C O D B S ETX.

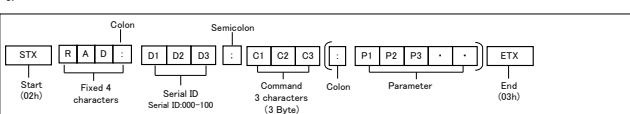
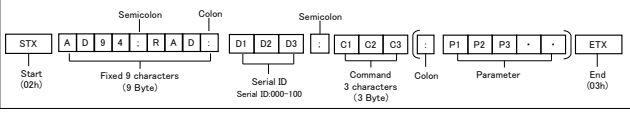
- Notes: - If an incorrect command is sent, this unit will reply an "ER401" command to the computer. - If customer send multiple commands, be sure to wait for the response for the first command to come before sending the next command.

◁When sending command with Display ID

- When sending command with Display ID, set [Control settings] - [Serial ID function] to "on". - If Display ID is "0", any ID number in command is acceptable to control. However, the inquiry command is inoperable.

How to send to add "Serial ID" (Serial Control Only)

Serial ID Format: <STX>AD94:RAD:<NUM1><NUM2><NUM3>:*****ETX (ex.) Serial ID = 1 (STX)AD94:RAD:001:PON:ETX



- "AD94:RAD:" or "RAD:" is fixed characters when sending command with ID. - Serial ID is 3 characters and specified with Display ID which will be controlled.

■Control via LAN

The communication differs whether [Network settings] - [LAN control protocol] is set to [Protocol 1] or [Protocol 2].

Connection method

1. Obtain the display's IP address and the port number (Default is 1024), and request connection to the display. (The IP address and the port number can be obtained from menus. For details, see the manual.)

Data part table for Protocol 1: Header, Mode, Space, Random number part, Last terminal symbol.

Received data table for Protocol 1: Control symbol, Data part, Control symbol, Last terminal symbol.

◁When [LAN control protocol] is set to [Protocol 2].

Connection method

1. Obtain the display's IP address and the port number (Default is 1024), and request connection to the display.

Data part table for Protocol 2: Header, Mode, Space, Random number part, Last terminal symbol.

Received data table for Protocol 2: Header, Data part, Control symbol, Last terminal symbol.

(Note) When setting to [Protocol 2], the response in the case that sent the inquiry command is omitted the first 4 characters of command.

Table showing command and response for Protocol 1 and Protocol 2.

For more details of the control via LAN, please obtain from the following web site. https://panasonic.net/cns/prodisplays/

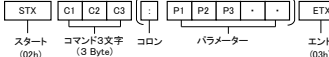
■シリアル端子接続

通信条件 table: Signal level, Synchronization method, Baudrate, Parity, Character length, Stop bit, Flow control.



ケーブル種 : ストレート

基本フォーマット: データは、「STX」、「コマンド」、「パラメーター」、「ETX」の順に送信してください。



◁コマンド例

Example of command transmission: Power on command. Shows character and binary representations for STX P O N ETX.

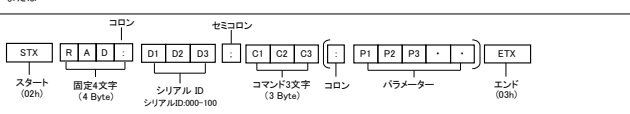
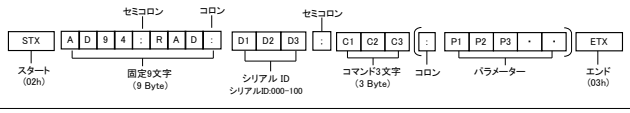
- その他: - 間違えたコマンドを受信すると、「ER401」という応答コマンドを返信します。 - 複数コマンドで制御する場合は、送信側が本機の応答を受け取ってから、次のコマンドを送信することを想定しています。

◁ID付コマンドで制御する場合

- シリアルIDで制御する場合は、「コントロール設定」メニューの「シリアルID機能」をオンに設定してください。 - ディスプレイIDが0の場合、コマンドに付与するシリアルIDはどのような数字でも制御します。

ID付コマンドフォーマット (シリアル制御のみ)

Serial ID Format: <STX>AD94:RAD:<NUM1><NUM2><NUM3>:*****ETX (例) Serial ID = 1の場合 <STX>AD94:RAD:001:PON:ETX



- "AD94:RAD:" または "RAD:" は、シリアルID付きコマンドを送信するに必要な固定文字列です。 - シリアルIDには、制御したいディスプレイのディスプレイIDを3文字で指定します。

■LAN経由制御

「ネットワーク設定」メニューの「LAN制御プロトコル」の設定が「プロトコル1」か「プロトコル2」かによって通信内容が異なります。

◁「LAN制御プロトコル」の設定が「プロトコル1」の場合

接続方法

1. ディスプレイのIPアドレスとポート番号を取得してディスプレイへ接続を要求してください。 (IPアドレスとポート番号は、メニューから確認できます。詳細は取扱説明書を参照してください)

Data part table for Protocol 1: Header, Mode, Space, Random number part, Last terminal symbol.

Received data table for Protocol 1: Control symbol, Data part, Control symbol, Last terminal symbol.

◁「LAN制御プロトコル」の設定が「プロトコル2」の場合

接続方法

1. ディスプレイのIPアドレスとポート番号を取得してディスプレイへ接続を要求してください。

Data part table for Protocol 2: Header, Mode, Space, Random number part, Last terminal symbol.

Received data table for Protocol 2: Header, Data part, Control symbol, Last terminal symbol.

(お知らせ) 「プロトコル2」で、問い合わせコマンドを送信した場合の応答は、コマンドの先頭4文字を省略したものを返信します。

Table showing command and response for Protocol 1 and Protocol 2.

LAN経由制御に関するより詳細な説明は、以下のサポートサイトより入手してください。 業務用ディスプレイ https://connect.panasonic.com/jp-ja/products-services/prodisplays