

Panasonic

BUSINESS

PT-JX200/JW130 Series

1-Chip DLP™ Projectors

PT-JX200G /PT-JX200H
PT-JX200F /PT-JW130G
PT-JW130H/PT-JW130F

Space Player

Blending Light and Motion,
The Possibilities Are Endless



PT-JX200GW shown.



*Presentation
Reimagined*

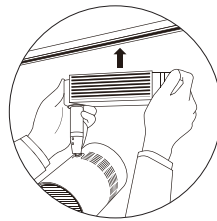
Graphic is simulated.



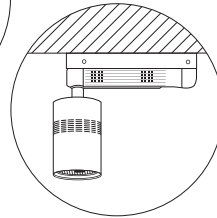


Create Stunning Ambience with Light, Video, and Graphics from One Compact Source

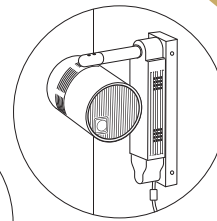
Space Player provides hybrid illumination and projection to enhance presentation of displays and exhibits, or to create eye-catching signage in almost any location. Combining spotlighting and ambient illumination with still or moving images in a compact, easily installed design, Space Player has the potential to transform your business.



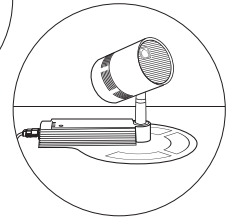
Track Mount*1



Direct Mount (Ceiling)



Direct Mount (Wall)*2




Direct Mount (Floor)

Easy to Install

- Three setup options: easily removable lighting track*1 mounting, direct mounting on ceiling/wall*2, or on-floor installation
- Projection from any angle below horizontal, supports portrait orientation
- Compact and elegant shape, selection of two colors

*1 Track not included. PT-JX200/JW130 Series cannot be used with lighting-track-connecting light dimmers. For information on installing a track system, please refer to manufacturer's instructions and precautions.
*2 Wall-mount capability available with PT-JX200F models only.



Black Background



Image Background

Customizable Lighting Patterns

(PT-JX200 Series Only)

Choose a custom spotlight template via remote control and illuminate select areas (such as retail items) within a projected background. Size, position, and number of these spotlights are easily configurable.

PT-JW130 Series

Specifications

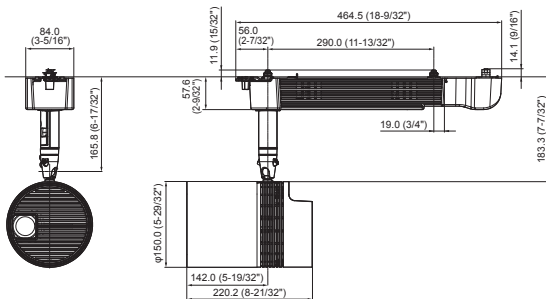
Model	PT-JW130G	PT-JW130H	PT-JW130F
Power supply	AC 100–240 V, 50/60 Hz, 1.4–0.6 A	AC 120 V, 50/60 Hz, 1.2 A	AC 100–240 V, 50/60 Hz, 1.4–0.6 A [PT-JW130FBE/JW130FWE], AC 120 V, 50/60 Hz 1.2 A [PT-JW130FBU/JW130FWU]
Power consumption	125 W, Standby Mode set to Eco ^{*1} : 0.5 W, Standby Mode set to Network ^{*2} : 6 W, Standby Mode set to Normal: 11 W	125 W, Standby Mode set to Eco ^{*1} : 0.3 W, Standby Mode set to Network ^{*2} : 6 W, Standby Mode set to Normal: 11 W	125 W, Standby Mode set to Eco ^{*1} : 0.5 W [PT-JW130FBE/JW130FWE] / 0.3 W [PT-JW130FBU/JW130FWU], Standby Mode set to Network ^{*2} : 6 W, Standby Mode set to Normal: 11 W
Panel display method	0.45 inch DLP TM chip x 1, DLP TM projection system		
Pixels	1,039,680 pixels		
Resolution	WXGA-comparable		
Lens	2.2x Powered zoom (throw ratio 1.5–3.3:1), powered focus, F 2.0–2.7, f 15.2–32.7 mm		
Electric zoom	1.5–3.3:1		
Light source	Laser diode, Laser class: Class 2, Light-source life: 20,000 hours (At this time the brightness will have decreased to approximately half of its original level)		
Brightness ^{*3}	1,000 lm		
Center-to-corner uniformity ^{*3}	80 %		
Contrast ratio ^{*3}	1,000:1 (Full white/Full black)		
Screen size	0.76–5.08 m (30–200 inches)		
Scanning frequency	HDMI IN: 525p (480p), 625p (576p), 750 (720)/60p, 750 (720)/50p, 1125 (1080)/60p, 1125 (1080)/50p, VGA/60, SVGA/56, SVGA/60, XGA/60, SXGA/60, 1280 x 720/50, 1280 x 720/60, 1280 x 768/50, 1280 x 768/60, 1280 x 800/50, 1280 x 800/60, 1600 x 900/50, 1600 x 900/60		
Optical axis shift	Vertical: 50 % (fixed)		
Keystone correction range	Vertical: ±40 °, horizontal: ±40 °		
Terminals	HDMI IN: HDMI 19-pin x 1 (Compatible with HDCP) LAN: RJ-45 x 1 for network connection, 100Base-TX, 10Base-T, compatible with PjLink TM (Class 1) AUDIO OUTPUT: M3 x 1 (L-R x 1) for output (variable) DC OUT: USB connector (Type A) x 1, for power supply (DC 5 V, maximum 900 mA)		
Card slot	SD Card slot ^{*4} x 1 (supports SDHC memory card)		
Wireless LAN	IEEE802.11a/b/g/n		
Cabinet materials	Molded plastic		
Weight ^{*5}	Approximately 3.2 kg (7.1 lbs.)		Approximately 3.3 kg (7.3 lbs.)
Operation noise ^{*1}	30 dB (Eco Mode), 36 dB (Normal Mode)		30 dB (Eco Mode), 36 dB (Normal Mode) [with ET-JPC100]; 32 dB (Eco Mode), 37 dB (Normal Mode) [with ET-JPF100]
Operating environment	Operating temperature: 0–40 °C (32–104 °F) ^{*6} , operating humidity: 10–80 % (no condensation)		
Supplied accessories	Wireless remote control unit, batteries for remote control (R03/AAA or LR03/AAA x 2), software CD-ROM (Multi Monitoring & Control Software, Wireless Manager), card slot cap, HDMI terminal cap, LAN terminal cap, Allen wrench, adapter cover, connector secure lock, string		Wireless remote control unit, batteries for remote control (R03/AAA or LR03/AAA x 2), software CD-ROM (Multi Monitoring & Control Software, Wireless Manager), card slot cap, HDMI terminal cap, LAN terminal cap, Allen wrench, connector secure lock
Compatible track systems	Nordic Aluminium: GLOBAL Trac Pro tracks (XTS4100/XTS4200/ XTS4300/XTS4400), EUTRAC Stromschienen: Surface Track Standard (25-10/25-20/25-30/25-40), ERCO: ERCO track (78301.000/ 78302.000/78303.000/78304.000)	COOPER LIGHTING: Halo (L650, L651, L652, L653)	

*1 When Standby Mode is set to ECO, network functionality (both wireless LAN and wired LAN) is not available. *2 When Standby Mode is set to Network, network functions are restricted to projector operations via wired LAN using the Wake-on-LAN function. *3 Measurement, measuring conditions, and method of notation all comply with ISO/IEC 21118: 2012 international standards. *4 Operations of the Panasonic SD memory card up to capacity of 2 GB and Panasonic SDHC memory card up to capacity of 32 GB are confirmed. *5 Average value. May differ depending on the actual unit. *6 The operating environment temperature should be between 0 °C (32 °F) and 35 °C (95 °F) when using the projector at elevations between 1,000 m (3,281 ft) and 2,700 m (8,858 ft) above sea level. When using the projector at elevations lower than 1,000 m (3,281 ft) above sea level, and the operating environment temperature becomes 35 °C (95 °F) or higher, the light output may be reduced to protect the projector. When using the projector at elevations between 1,000 m (3,281 ft) and 2,700 m (8,858 ft) above sea level, and the operating environment temperature becomes 30 °C (86 °F) or higher, the light output may be reduced to protect the projector.

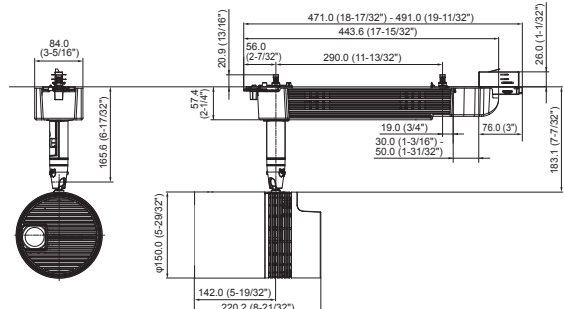
Dimensions

Unit: mm (inches)

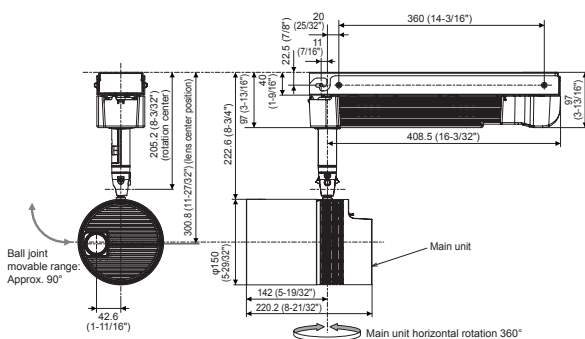
PT-JW130HBU / JW130HWU



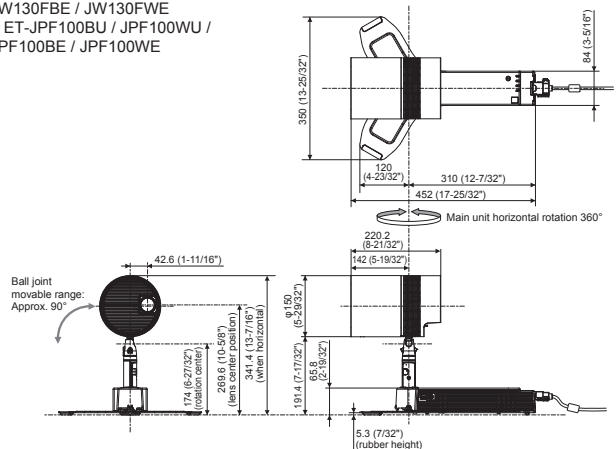
PT-JW130GBE / JW130GWE / JW130GBD / JW130GWD



PT-JW130FBU / JW130FWU / JW130FBE / JW130FWE
+ ET-JPC100BU / JPC100WU / JPC100BE / JPC100WE



PT-JW130FBU / JW130FWU / JW130FBE / JW130FWE
+ ET-JPF100BU / JPF100WU / JPF100BE / JPF100WE



Signage in a Snap

- Wireless projection via Miracast and Panasonic apps
- Self-contained content projection via SD Card
- Update SD Card content over network any time
- Monitor and control via PC or tablet over wired/wireless LAN



Streaming Dongles

Access a wealth of projectable streaming content via apps on supported media player dongles (stick PCs) using HDMI input and USB power supply*.

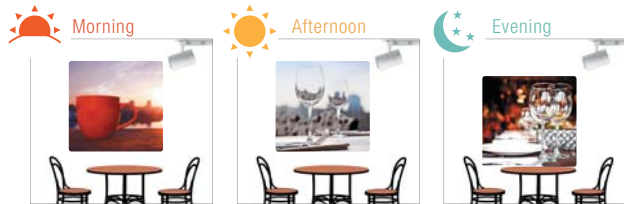
* DC 5 V, maximum 2.0 A. PT-JX200 Series only

Note: Compatibility depends on device. Please check with device manufacturer.



Content Manager and Scheduling

Create a media playlist and playback schedule on a PC and save it to one (or more) SD Cards. Insert the card into your Space Player to automatically schedule playback at certain times of day, on specific days, up to 12 weeks in advance.



PT-JX200 Series 2,000 lm XGA

Track Mount

PT-JX200HBU / JX200HWU / JX200GBE / JX200GWE / JX200GBD / JX200GWD



Product pictured: PT-JX200GBE

Direct Mount (Ceiling/Wall)

PT-JX200FBU / JX200FWU / JX200FBE / JX200FWE + ET-JPC200BU / JPC200WU / JPC200BE / JPC200WE



Product pictured: PT-JX200FWE + ET-JPC200WE


Direct Mount (Floor)

PT-JX200FBU / JX200FWU / JX200FBE / JX200FWE + ET-JPF200BU / JPF200WU / JPF200BE / JPF200WE

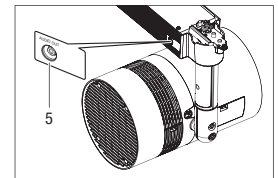


Product pictured: PT-JX200FWE + ET-JPF200WE

Terminals



1. DC OUT terminal (USB) 2. LAN terminal 3. HDMI IN terminal 4. SD Card slot 5. AUDIO OUT terminal



PT-JW130 Series 1,000 lm WXGA

Track Mount

PT-JW130HBU / JW130HWU / JW130GBE / JW130GWE / JW130GBD / JW130GWD



Product pictured: PT-JW130GBE

Direct Mount (Ceiling)

PT-JW130FBU / JW130FWU / JW130FBE / JW130FWE + ET-JPC100BU / JPC100WU / JPC100BE / JPC100WE



Product pictured: PT-JW130FWE + ET-JPC100WE


Direct Mount (Floor)

PT-JW130FBU / JW130FWU / JW130FBE / JW130FWE + ET-JPF100BU / JPF100WU / JPF100BE / JPF100WE

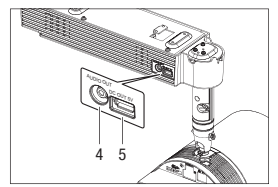


Product pictured: PT-JW130FWE + ET-JPF100WE

Terminals



1. SD Card slot 2. HDMI IN terminal 3. LAN terminal 4. AUDIO OUT terminal 5. DC OUT terminal (USB)



Text Information



Movies



Custom Graphics



Lighting



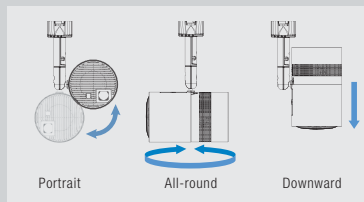
Integrated Lighting and Projection Solution Featuring 1-Chip DLP™ SOLID SHINE Laser

Main Features



Sleek Spotlight-type Design

Inspired industrial design results in a lighting and projection device not much larger than a conventional spotlight, but with loads of extra onboard functionality.



Shoot From Almost Any Angle


Flexible mount gimbal lets you light or project onto tabletops and floors from any angle through 360° horizontal and 180° vertical, as well as in portrait orientation.



20,000 hours* Maintenance-free

Filterless, dust-resistant SOLID SHINE Laser drive and optical engine means you can project for about 20,000 hours* without downtime for maintenance.

* Panasonic recommends cleaning or checkup at point of purchase after 20,000 hours (approximately). Light source lifetime may be reduced depending on environmental conditions. Dustproof tests are conducted to confirm operational effectiveness under conditions with 0.15 mg/m³ of particulate matter (based on tests by the American Society of Heating, Refrigerating, and Air-Conditioning Engineers [ASHRAE], and the Japanese Building Maintenance Association). Measurements are made using acceleration tests.



Choice of Inputs

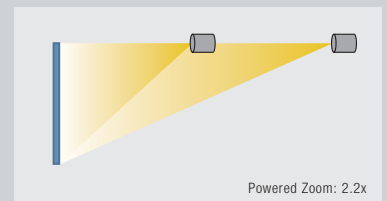
Space Player supports standard video and still media formats via HDMI terminal, SD Card, and wired/wireless LAN*.

* Video playback is not supported via Wi-Fi.



Wireless Projection Capability

Panasonic wireless apps for smartphone/PC offer a host of control and casting options. The PT-JX200/JW130 Series additionally supports Miracast screen mirroring of certain media from compatible devices.



2.2x Powered Zoom Lens

Space Player's 2.2x powered zoom lens generates big pictures from close up or from far away, affording flexibility to suit venue layout with a wide range of projection distances.

Other Practical Features

• Direct Playback

Cue content using buttons 1–6 on the remote controller. Playback is matched to key presses, making it easy to achieve surprise effects.

Note: Content takes 1–3 seconds to appear.

• Simultaneous Playback

Multiple units can play the same or different content simultaneously over network for impressive spatial enhancements of larger venues.

Note: Sync lag of up to 1 second may occur.

• Network LAN Control

In-browser control for smart devices and support for PJ Link™ (Class 1), Crestron Roomview™ Connected, and Art-Net (DMX512) simplifies control integration into an existing AV network.

• Multi Monitoring & Control Software

This free software controls up to 2,048 units over LAN network from a single PC—ideal for large AV networks, such as museums, houses of worship, and exhibition spaces. For monitoring, individual device status can be listed in groups, with more detailed information shown separately. Control functions include power ON/OFF, input switching, scheduling, and command inputs.

• Keystone Screen Adjustment

Easily correct picture distortion via remote control without external equipment using vertical and horizontal independent correction or four-corner correction.

• Memory Viewer

Memory Viewer adds a variety of functions including image wipe, split, and fade, image rotation, media sorting, and time interval settings.

PT-JX200 Series

Specifications

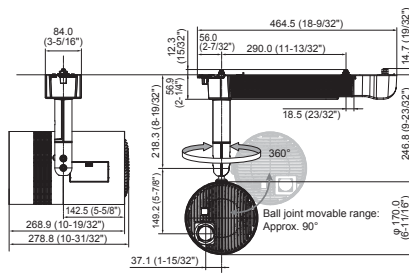
Model	PT-JX200G	PT-JX200H	PT-JX200F
Power supply	AC 100–240 V, 50/60 Hz, 2.7–1.1 A	AC 120 V, 50/60 Hz, 2.3 A	AC 100–240 V, 50/60 Hz, 2.7–1.1 A [PT-JX200FBE/JX200FWE]; AC 120 V, 50/60 Hz, 2.3 A [PT-JX200FBU/JX200FWU]
Power consumption	240 W, Standby Mode set to Eco: 0.5 W, Standby Mode set to Network: 0.7 W, Standby Mode set to Normal: 12 W (with fan stopped)	240 W, Standby Mode set to Eco: 0.4 W, Standby Mode set to Network: 0.5 W, Standby Mode set to Normal: 12 W (with fan stopped)	240 W, Standby Mode set to Eco: 0.4 W [PT-JX200FBU/JX200FWU], 0.5 W [PT-JX200FBE/JX200FWE], Standby Mode set to Network: 0.5 W [PT-JX200FBU/JX200FWU], 0.7 W [PT-JX200FBE/JX200FWE], Standby Mode set to Normal: 12 W (with fan stopped)
Panel display method	0.55 inch DLP™ chip x 1, DLP™ projection system		
Pixels	786,432 pixels (XGA equivalent)		
Recommended resolution	1024 x 768 pixels		
Lens	Powered zoom (1.0x–2.2x), powered focus, F 2.0–2.7, f=15.2–32.7 mm		
Electric zoom	1.3–2.9:1		
Light source	Laser diode (Maximum output: 36 W x 2, Wavelength: 452–458 nm), Laser class: Class 1 (Class 3R for North America), Light-source life: 20,000 hours (At this time the brightness will have decreased to approximately half of its original level)		
Brightness*1	2,000 lm		
Center-to-corner uniformity*1	80 %		
Contrast ratio*1	1,000:1 (Full white/Full black)		
Screen size	0.76–5.08 m (30–200 inches), 4:3 aspect ratio		
Scanning frequency	HDMI IN: 525i (480i), 625i (576i), 525p (480p), 625p (576p), 750 (720/60p), 750 (720/50p), 1125 (1080/60i), 1125 (1080/50i), 1125 (1080/60p), 1125 (1080/50p), VGA/60, SVGA/56, SVGA/60, XGA/60, SXGA/60, 1280 x 720/50, 1280 x 720/60, 1280 x 768/50, 1280 x 768/60, 1280 x 800/50, 1280 x 800/60, 1600 x 900/50, 1600 x 900/60		
Optical axis shift	Vertical: 1.7 % (fixed)		
Keystone correction range	Vertical: Max. ±40 °, Horizontal: Max. ±40 ° (Max. values in each direction only) (For corner keystone function, correction available within described range)		
Terminals	HDMI IN HDMI 19-pin x 1, compatible with HDCP, audio signal: linear PCM (sampling frequencies: 48 kHz, 44.1 kHz, 32 kHz) LAN RJ-45 x 1 for network connection, 100Base-TX, 10Base-T, compatible with PjLink™ (Class 1) AUDIO OUTPUT M3 x 1 (monitor out, stereo) DC OUT USB connector (Type A) x 1 for power supply (DC 5 V, maximum 2.0 A)		
Card slot	SD Card slot*2 x 1 (Supports SDHC memory card)		
Wireless LAN	IEEE802.11a/b/g/n, compatible with Miracast		
Cabinet materials	Molded plastic		
Weight	Approx. 4.5 kg (9.9 lbs.)		Approx. 4.6 kg (10.1 lbs.)
Operation noise*1	30 dB (Eco Mode), 33 dB (Normal Mode)		
Operating environment	Temperature*3 0–40 °C (32–104 °F) [altitude: up to 1,000 m (3,281 ft)], 0–35 °C (32–95 °F) [altitude: 1,000 m (3,281 ft) to 2,700 m (8,858 ft)] Humidity 10 % to 80 % (No condensation)		
Supplied accessories	Wireless remote control unit, batteries for remote control (R03/LR03/AAA type x 2), software CD-ROM (Multi Monitoring & Control Software for Windows, Wireless Manager ME6.3 for Windows/Mac), card slot cap, HDMI terminal cap, LAN terminal cap, Allen wrench, adapter, adapter cover, connector secure lock, safety wire, string		Wireless remote control unit, batteries for remote control (R03/LR03/AAA type x 2), software CD-ROM (Multi Monitoring & Control Software for Windows, Wireless Manager ME6.3 for Windows/Mac), card slot cap, HDMI terminal cap, LAN terminal cap, Allen wrench, connector secure lock
Compatible track systems	Nordic Aluminium: GLOBAL Trac Pro tracks (XTS4100/XTS4200/ XTS4300/XTS4400), EUTRAC Stromschienen: Surface Track Standard (25-10/25-20/25-30/25-40), ERCO track (78301.000/ 78302.000/78303.000/78304.000)	COOPER LIGHTING: Halo (L650, L651, L652, L653)	-

*1 Measurement, measuring conditions, and method of notation all comply with ISO/IEC 21118: 2012 international standards. *2 Operation of Panasonic SD memory cards of up to 2 GB capacity and Panasonic SDHC memory cards of up to 32 GB capacity is confirmed. *3 If ambient temperature exceeds 35 °C (95 °F) when used in locations from 0 m to 1,000 m (0 ft to 3,281 ft) above sea level, or if it exceeds 30 °C (86 °F) when used in locations from 1,000 m to 2,700 m (3,281 ft to 8,858 ft) above sea level, light output may be reduced to protect the projector.

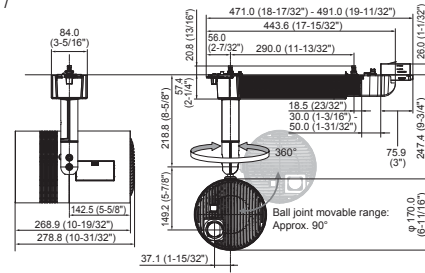
Dimensions

Unit: mm (inches)

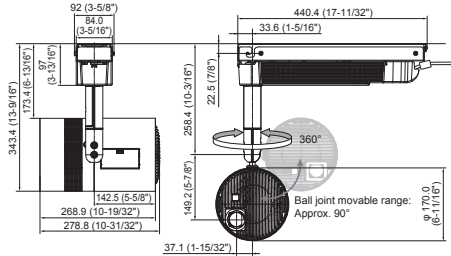
PT-JX200HBU / JX200HWU



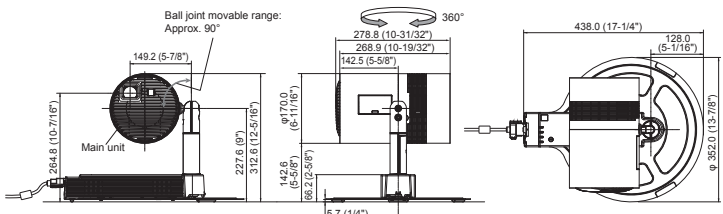
PT-JX200GBE / JX200GWE / JX200GBD / JX200GWD



PT-JX200FBU / JX200FWU / JX200FBE / JX200FWE + ET-JPC200BU / JPC200WU / JPC200BE / JPC200WE



PT-JX200FBU / JX200FWU / JX200FBE / JX200FWE + ET-JPF200BU / JPF200WU / JPF200BE / JPF200WE



Panasonic®



For more information about Panasonic projectors, please visit:
 Projector Global Website – panasonic.net/avc/projector
 Facebook – www.facebook.com/panasonicprojector
 YouTube – www.youtube.com/user/PanasonicProjector

Weights and dimensions shown are approximate. Specifications and appearance are subject to change without notice. Product availability varies depending on region and country. This product may be subject to export control regulations. DLP, DLP logo and DLP Medallion logo are trademarks or registered trademarks of Texas Instruments. PjLink™ is a registered trademark or pending trademark in Japan, the United States, and other countries and regions. HDMI, the HDMI logo, and High-Definition Multimedia Interface are trademarks or registered trademarks of HDMI Licensing LLC in the United States and other countries. All other trademarks are the property of their respective trademark owners. Projection images simulated. © 2017 Panasonic Corporation. All rights reserved.

All information included here is valid as of January 2017.

PT-JX200/JW130G1 Printed in Japan.